

Classical Dance Contest

Traditional Dances of India

Classical dance forms from any part of India like Bharatanatyam, Kathakali, Kuchupudi, Yakshagana, etc. with appropriate attire for that dance form, depicting the events from epics and scriptures.

#	Code	Name	Age Group	Team	Theme
1	CD01	Classical Dance - 1	6 -8 years	Solo	Pauranic scene / story
2	CD02	Classical Dance - 2	9 -11 years	Solo	Pauranic scene / story
3	CD03	Classical Dance - 3	12 -14 years	Solo	Pauranic scene / story
4	CD04	Classical Dance - 4	15 -18 years	Solo	Pauranic scene / story

What should the contestant do?

- Contestants can choose any classical dance form of India for performance. The costume should match with the dance form. Theme of the dance can be from epics and puranas. Dance or imitation of dance from any movies, even if it is based on epics and puranas, will not be entertained. Dance forms other than Indian classical dance will be disqualified.
- Capture the video of the performance (not exceeding 10 minutes) with the focus only on the contestant in a proper background, without other disturbances.
- Click a photograph of the contestant in the dance costume for uploading on our site.

Judgment criteria: Choreography, co-ordination, costume and expression.

How to submit your entry? Upload the video in your YouTube channel. Share the link with us. Also, upload the photograph of the contestant in the dance costume.

Read the following sections for more guidance.

- How to upload the Video on YouTube?
- How to submit the video and images on the Dasara Live site?

Terms and Conditions

General Guidelines

- The contest registration will start on **September 01, 2021** and close on **September 19, 2021**.
- The submissions for all events will be open from **September 13, 2021**.
- The submissions should reach us on or before **September 26, 2021 @ 11:59 PM IST**.
- Submissions received after the deadline will not be entertained.
- The contestant can register for any number of contests.
- The contestant shall adhere to all the contest related guidelines.
- The contestant shall agree to the terms and conditions for participation.
- A panel of Judges appointed by Dasara Live Team will select the winning entries.
- The decision of the Judges will be final and binding.
- The results will be published during the Dasara Festival on our website.
- Top three performers in each contest under each age group category will be awarded.

EdSolve Foundation reserves the right to award prizes or commendations or to reduce the number of prizes and commendations if an insufficient number of entries are received. Any correspondence / communication regarding results through email, phone calls, WhatsApp messages or personal visits are NOT entertained.

Watch out for all announcements in our website related to the contests.

Disqualification Criteria

- Images & videos submitted should be original and specifically created for the contest.
- Images submitted should be in .jpg or .jpeg or .png format only.
- Images submitted online should be of high resolution and less than 2 MB in size.
- The organizer may request for higher resolution images subsequently.
- The contestant shall upload the videos on YouTube, keep it unlisted and submit the link.
- The contestant will be disqualified (a) if any duplicate registration is found for the same contestant for a contest, (b) if any of the information furnished during registration is found to be wrong, (c) if the submission is not an original creation of the contestant.
- Images / videos that have won prizes in prior contests, or have been used for commercial purposes and / or have already been published will not be eligible.

- Digital manipulation that distorts the reality of the images / videos will not be allowed. Basic enhancements such as sharpening, contrast adjustment, or cropping is permitted. Any other manipulation identified will lead to disqualification.
- The image / video submitted may be rejected (a) if it is of low quality (b) if it is disruptively watermarked (c) if the entry violates any of the rules specific to the contest (d) if anyone other than the contestant are found in the background of the image or video.

We request the contestants to stay safe at home and use materials readily available at home.

Stay Safe at Home and Make your Dasara Celebrations filled with fun and joy.


Copyright and Liability

- The contestant shall be entirely responsible for all entry-related costs.
- The images / videos submitted must be the original and unpublished work of the contestant who must also be its copyright owner. Edsolve foundation shall not be responsible for any violation of copyright laws or intellectual property violation laws by the contestants.
- The contestant shall ensure that the images/videos they submit have been taken with the permission of the subject (person in the image/video) and do not infringe the copyright of any third party or any laws.
- The contestant shall retain copyright to the images/videos entered for the contest. However, by submitting the image/video for the contest, you will be regarded as having granted EdSolve Foundation the right to use the image/video in print, broadcast and/or electronic and social media without any fee payment, for the purposes of promoting the contest or the charitable activities of EdSolve Foundation. EdSolve Foundation will not use the images / videos for commercial purposes.
- EdSolve Foundation reserves the right to debar a contestant who violates any of these terms and conditions, without being liable for any notification. If you have any queries, please mail us at dasara@edsolve.org

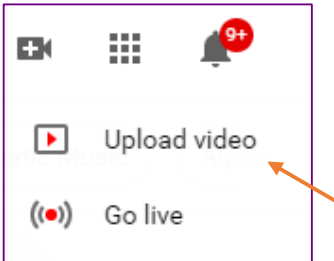


How to upload the Video on YouTube?

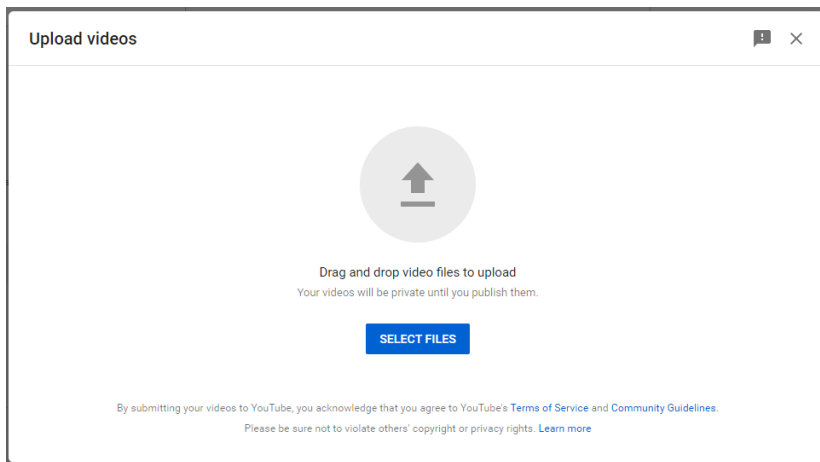
Step 1: Log in to your YouTube account.

Step 2: Click on the video icon  at the top right hand side of the window.

Step 3: Click 'Upload Video.'



Step 4: Click 'Select files to upload' to find the video file saved on your computer. Alternatively, you can also drag and drop the video into the window.




Step 5: Give an appropriate title to the video in the following format and a description.

Title of the video | Competition Name | Contestant Name

Details

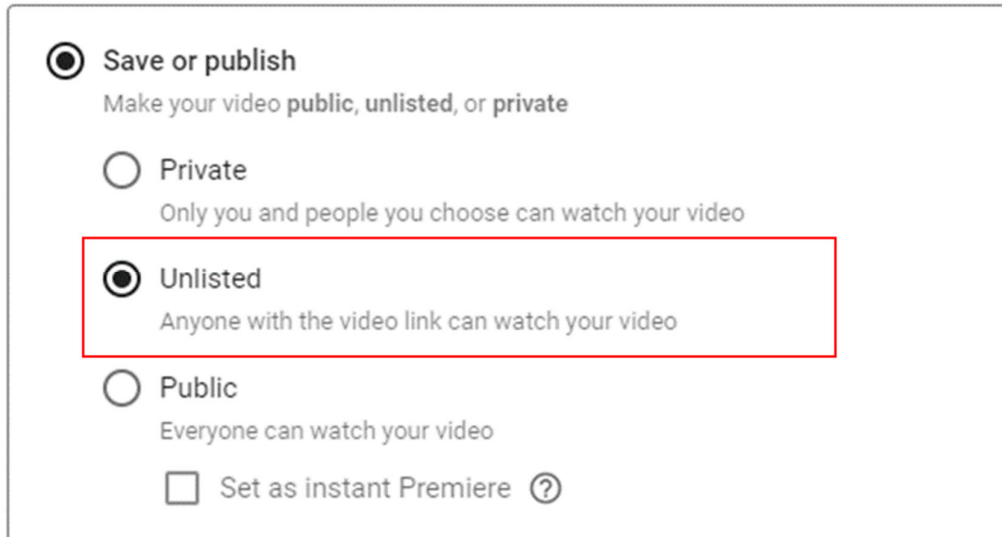
Title (required)
Mahishasuramardhini Stotram | Shloka Recitation | Gayathri

Description 
Tell viewers about your video

Step 6: Scroll down and choose the Audience setting as "No, it's not made for kids"

Step 7: Click Next. It takes you to the Video Elements section. You need not do anything here.

Step 8: Click Next. It takes you to a section named Visibility. Set the video as **Unlisted**.



Step 9: Copy the video link and save the video.



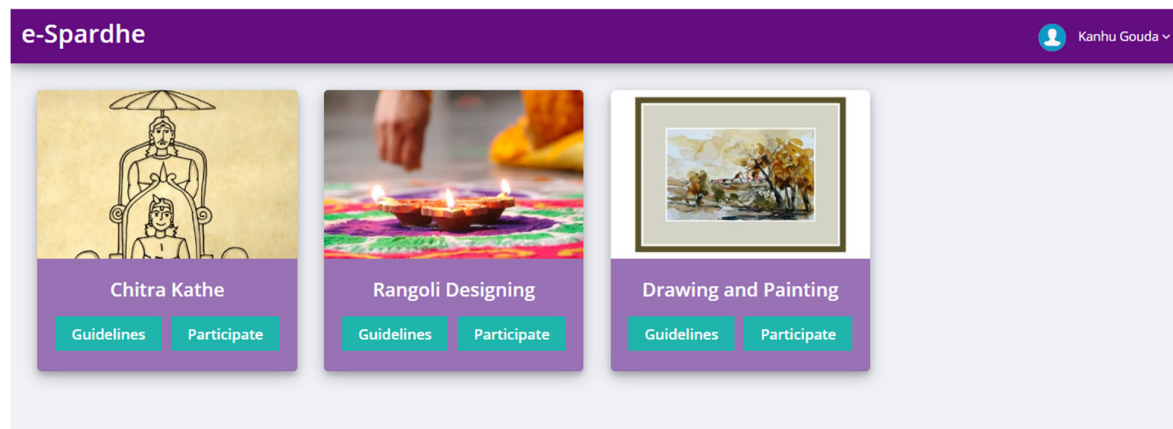
Step 10: Open any browser and paste this video link to ensure that the link is opening your video.

For **Chitra Kathe** contest, you have to upload two videos.

1. Time-lapse video of the contestant making the sketches depicting the story.
2. Story narration video where the contestant narrates the story with the aid of sketches.

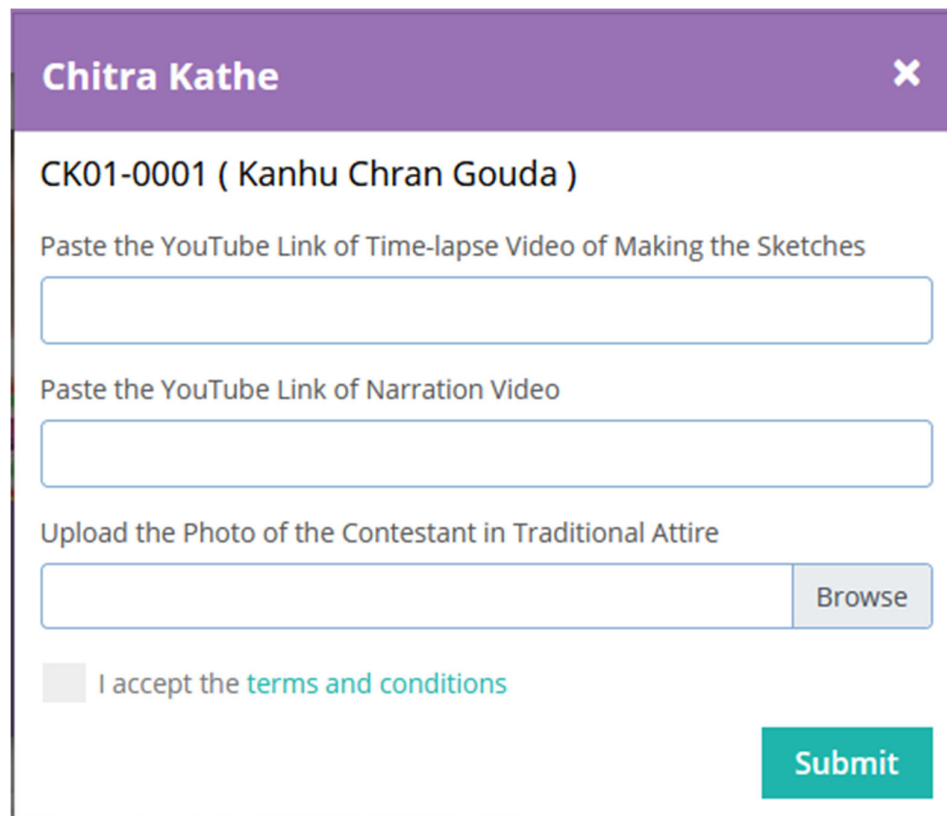
How to submit the video and images in Dasara Live site?

When you register for any of the contests, you might have received a link through email. You can click on the link to open our portal. You will see the contests you have registered for.



Click on the [Guidelines](#) button to view detailed guidelines.

Click on the [Participate](#) button when you are ready with the video and photograph. The pop window shows

The image shows a screenshot of a pop-up form titled 'Chitra Kathe'. The form has a purple header with a close button (X). Below the header, the text 'CK01-0001 (Kanhu Chran Gouda)' is displayed. There are three input fields: the first is for 'Paste the YouTube Link of Time-lapse Video of Making the Sketches', the second is for 'Paste the YouTube Link of Narration Video', and the third is for 'Upload the Photo of the Contestant in Traditional Attire'. The third field has a 'Browse' button next to it. At the bottom left, there is a checkbox labeled 'I accept the terms and conditions'. At the bottom right, there is a green 'Submit' button.

the contest name and the contestant name. You can paste the YouTube link for the video(s) as applicable to your contest and upload the photo. You have to accept the terms and conditions before submitting your entry. Once submitted, you cannot make any further changes to your entry.

NOTE: Once submitted, you cannot make any further changes to your entry.